



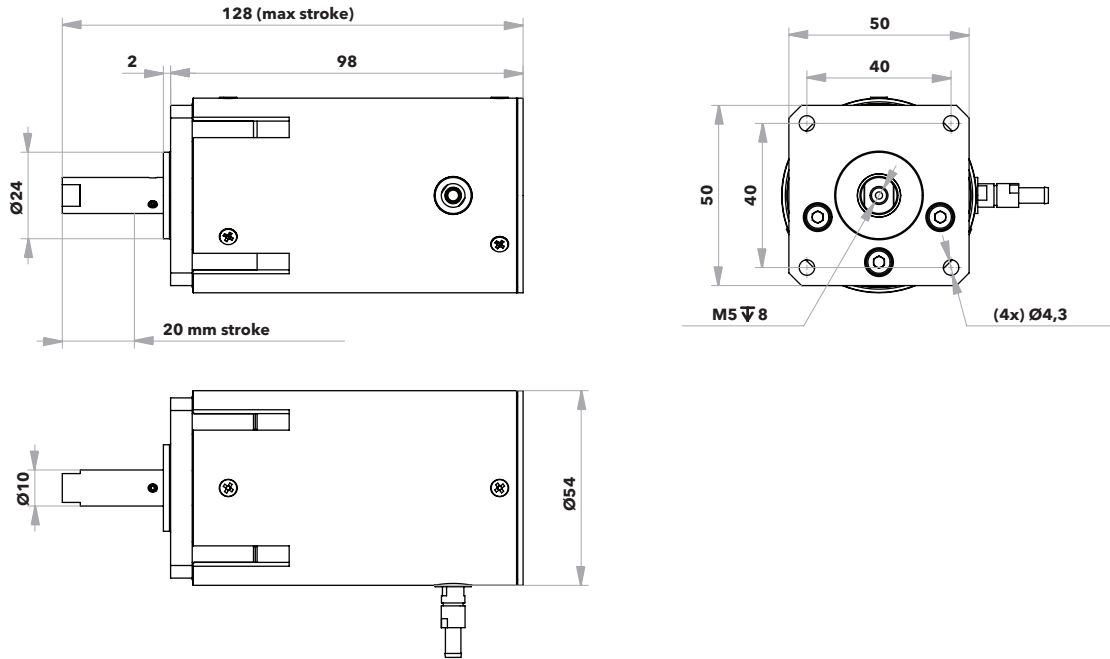
Technical specification LTC450

Type	Vacuum (B)
Stroke (mm) For more information, see table on opposite page.	0-20
Speed range (mm/s) @ Rhomb, no load, 20°C	0-0.2
Step length, full step (µm) @ Delta, no load, 20°C	4
Motor resolution, microstep (nm) 14 bits, 8192 microsteps	<1
Built-in encoder	No
Encoder resolution (µm)	N/A
Stall force (N)	450
Holding force (N)	>450
Recommended operating range (N)	0-225
Operating voltage (V)	42-48
Power consumption (mW/Hz)	300
Mechanical size L x H x D (mm)	98 x 50 x 50
Weight (g)	1060
Operating temperature (°C)	+10 to +70
Vacuum (torr)	10 ⁻⁷
Connector	Cable w. JST 05SR-3S
Material in motor housing	Stainless steel

Note: All specifications are subject to change without notice. For more information, see www.piezomotor.com.

Main dimensions

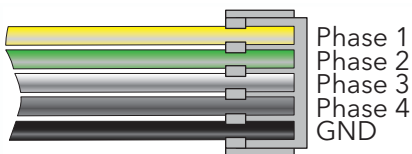
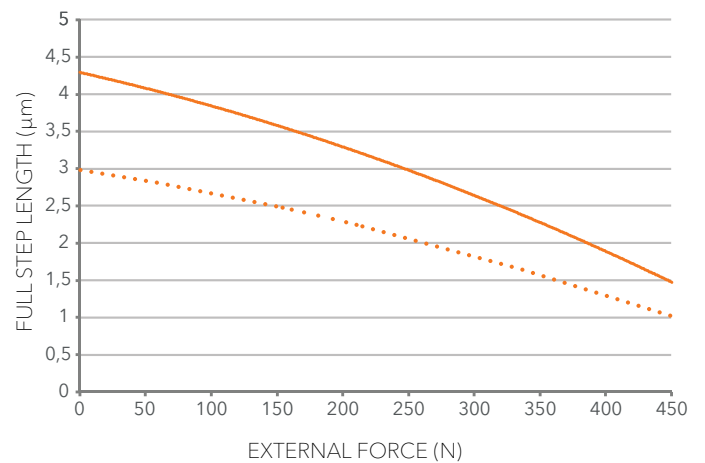
LTC450 - Vacuum


Stroke range

Stroke (mm)	Drive rod length
0-20	Fixed

Motor speed at 20°C, no load

Waveform	Max freq. (Hz)	Speed range (mm/s)
Delta	50	0-0.15
Rhomb		0-0.2

Connection

Motor performance


— RHOMB
••••• DELTA

Motor performance with waveform Rhomb (filled) and waveform Delta (dotted). The full step length is the average distance the drive rod moves when the legs take one full step (i.e. for one waveform cycle).

Note: A standard deviation σ of 0.5 μm should be taken into account. Typical values are given for 20°C.